




Developing Digital Detectives | Four Lens Lesson Plan Template

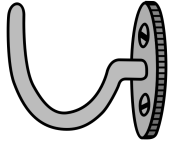
Once you've reviewed this template, use the form linked in Chapter 7 of the Digital Detective's Evidence Locker to submit your case!

Basic Information	
Your Name:	
Grade Level(s):	
Total Instructional Time Needed:	
Instructional Standards Addressed:	

Case Name	The Case of...
-----------	----------------

	Lens	Objectives
Add/Delete rows as needed.	Triggers	
	Access	
	Forensics	
	Motives	

Need help writing objectives? Remember, learning objectives should begin with the phrase, "Learners will...." and then be followed by a verb. [Here's some more information on backwards planning.](#) And here's more info on [Blooms Taxonomy](#) - specifically verb suggestions for digital learning. Don't forget that your assessment should align with these objectives.



Engage/Hook

Use this section to describe an activity designed to engage/hook the learner. May also potentially activate prior knowledge.

If necessary, add links to specific tools or resources.



Case File

Use this section to share items that students will access in the case file.

Be sure to note which item(s) reveal the “facts” of the case.




Guided Practice

Use this section to describe how learners will practice applying one or more of the four lenses. This may also include methods for creating/sharing products.

As necessary, include links to resources the teacher or student will need to implement your lesson.

Pro tip! If you've created worksheets or other resources, upload them to Google Drive and then share the link here. Just be sure to change the share settings so anyone with the link can view.



Scaffolding

Use this section to describe how you will provide scaffolding to learners who need extra support. This might include assistance with one or more of the lenses or extra help navigating required technology or something else entirely.




Assessment

Use this section to describe how students will demonstrate their learning AND how you will assess whether or not they mastered the learning objectives you described. This may look like a formal assessment, but it may look like something completely different.



Reflection

Use this section to describe how students reflect on their own learning and the learning experience itself.



The Facts of The Case

Use this section to describe the facts of the case - *including a potential line up activity.*



Anything Else?

Use this section to include any other details you think would help your colleagues use this lesson.